

# ANNUAL

— 2024 —

# REPORT



The **mission of Marion Public Health** is to create a culture of health by providing all people the opportunity to reach their greatest health potential at every stage of life.



# FISCAL REPORT

Fund	Beginning Balance	YTD Revenue	YTD Disbursed	Unexpended Balance	Encumbrances	Unencumbered Cash Balance
9013 General Fund	\$253,589.81	\$1,255,241.03	\$1,243,296.40	\$265,534.44	\$164,395.32	\$101,139.12
9014 Campgrounds	\$4,951.97	\$6,160.01	\$1,086.42	\$10,025.56	\$700.00	\$9,325.56
9015 Private Water	\$33,274.28	\$33,451.75	\$29,107.53	\$37,618.50	\$1,946.00	\$35,672.50
9016 Solid Waste	\$57,144.54	\$55,968.54	\$66,652.24	\$46,460.84	\$2,700.00	\$43,760.84
9017 Nursing	\$52,455.97	\$450,750.34	\$442,164.99	\$61,041.32	\$5,909.31	\$55,132.01
9018 Food	\$79,938.95	\$169,361.63	\$162,090.12	\$87,210.46	\$6,898.40	\$80,312.06
9033 WIC Contingency	\$2,010.24	\$0.00	\$0.00	\$2,010.24	\$0.00	\$2,010.24
9050 Swimming Pools	\$14,848.99	\$19,850.15	\$10,718.50	\$23,980.64	\$3,700.00	\$20,280.64
9090 MRC	\$0.00	\$3,476.00	\$3,476.00	\$0.00	\$0.00	\$0.00
9152 Sewage	\$134,614.00	\$160,389.26	\$175,904.64	\$119,098.62	\$49,459.19	\$69,639.43
9202 WIC	\$77,630.43	\$469,145.82	\$508,123.69	\$38,652.56	\$6,703.60	\$31,948.96
9211 Moms Quit for Two	\$11.59	\$0.00	\$11.59	\$0.00	\$0.00	\$0.00
9213 CHC	\$21,474.66	\$114,347.82	\$122,376.86	\$13,445.62	\$1,777.15	\$11,668.47
9227 Facility	\$210,503.76	\$67,244.44	\$104,419.53	\$173,328.67	\$132,104.39	\$41,224.28
9237 Body Art	\$1,941.47	\$3,110.00	\$1,745.23	\$3,306.24	\$0.00	\$3,306.24
9243 PHEP	\$23,134.31	\$101,672.00	\$112,867.36	\$11,938.95	\$510.00	\$11,428.95
9269 Naloxone	\$22,937.97	\$131,000.00	\$148,090.61	\$5,847.36	\$1,772.15	\$4,075.21
9288 COVID19-BRIC	\$38.00	\$154.12	\$192.12	\$0.00	\$0.00	\$0.00
9292 Public Health Workforce	\$74,171.38	\$33,352.63	\$105,718.44	\$1,805.57	\$0.00	\$1,805.57
9294 EO22	\$54.76	\$60,000.00	\$11,028.30	\$49,026.46	\$43,026.46	\$6,000.00
9595 Lead	\$84,269.12	\$102,900.00	\$109,447.05	\$77,722.07	\$0.00	\$77,722.07
9296 Vaccination	\$28.40	\$7.77	\$36.17	\$0.00	\$0.00	\$0.00
9298 OHIZ	\$131,910.46	\$0.00	\$131,310.58	\$599.88	\$0.00	\$599.88
9311 GVO	\$0.00	\$24,827.00	\$5,677.88	\$19,149.12	\$0.00	\$19,149.12
<b>Total</b>	<b>\$1,280,935.06</b>	<b>\$3,262,410.31</b>	<b>\$3,495,542.25</b>	<b>\$1,047,803.12</b>	<b>\$421,601.97</b>	<b>\$626,201.15</b>

## NURSING

### Birth and Deaths

In 2024, we had 664 births occur with 3,055 birth certificates issued. We had 757 deaths occur with 2,660 death certificates issued.

### Children with Medical Handicaps

In 2024 our CMH program had an average of 206 active participants with 786 encounters and 27 home/office visits.

### COVID19

In 2024 we had a total of 1,812 reported cases to the health department.

### Sexual Health Clinic

Marion Public Health partners with Galion City Health Department to provide sexual health services such as annual pap smears, breast exams, birth control, and more. In 2024, this program saw 480 patients for these services.

### Immunizations

Marion Public Health provides weekly immunization clinic. Clinic days and times vary throughout the year based on the needs of the community. Additionally, our nurses work closely with local community partners to provide immunizations off-site to help keep our children and families healthy. In 2024, our immunization clinic serviced 852 clients, with a total of 1,856 vaccines and 154 tuberculin skin tests being administered.

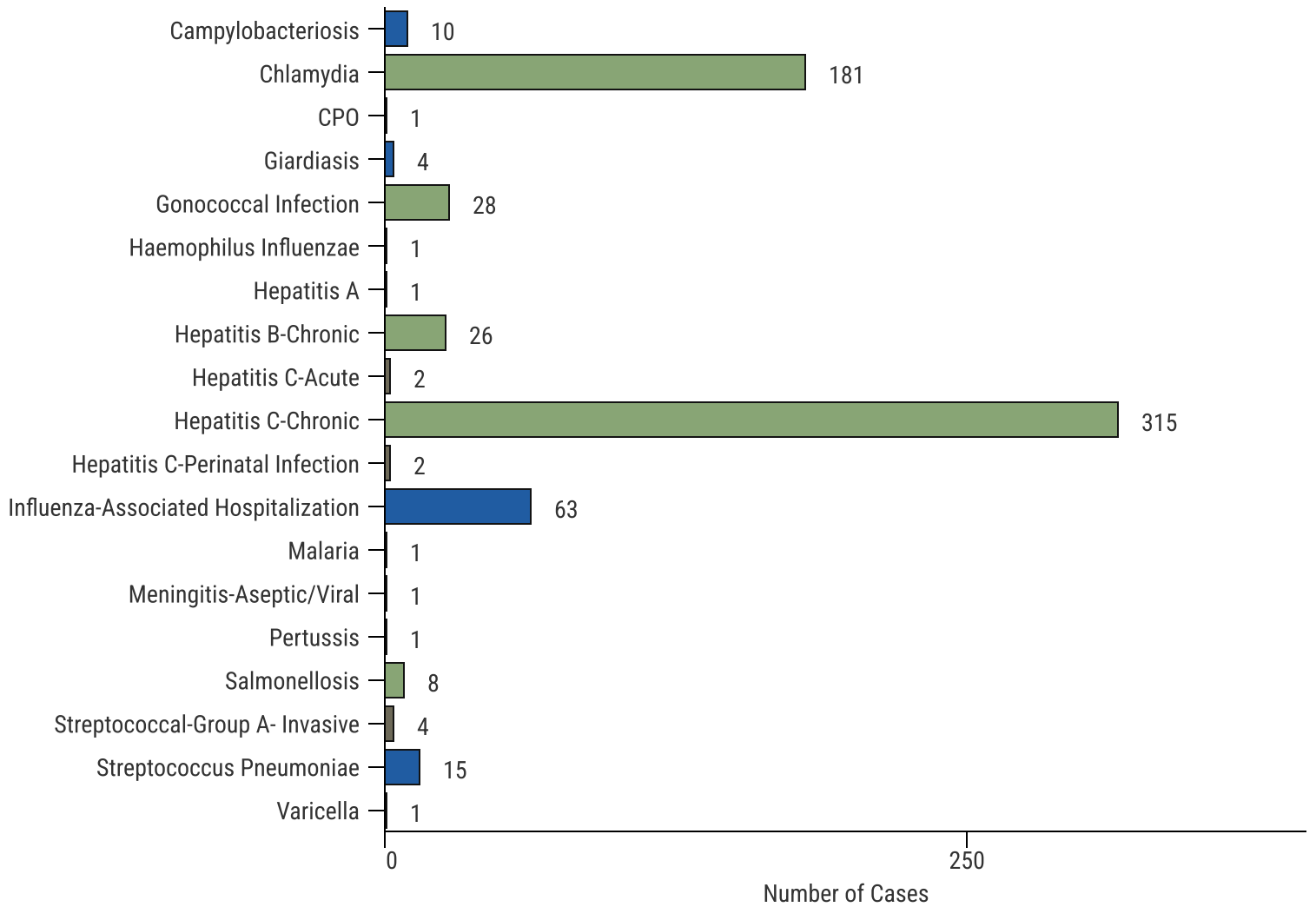
### Lead Case Management

In 2024 we had a total of 12 cases that were 10+ elevated and 24 cases that were 3.5-9 range elevated.

**\*Reminder\* No level of lead in blood is safe!**

# NURSING

## Marion County Communicable Case Counts 2024



### Communicable Disease

Chlamydia continued to be the highest rate of Sexually Transmitted Infections (STIs) in Marion County at 181 cases in 2024. While still high, this is a decrease of 8 cases from 2023.

Influenza-associated hospitalizations was the second highest in the county with 63 cases.

In total we had 665 communicable diseases reported in 2024, excluding Covid-19.

### Safe Syringe Program

In 2024, Marion Public Health continued to offer a syringe exchange program which provides clients with access to sterile syringes and needles, and aims to reduce the transmission of HIV, viral hepatitis, and bacterial infections. This program also serves as a link to other important services such as needed vaccinations, STI testing, referral to treatment, education about overdose prevention, and referral to substance use disorder treatment programs.

In 2024, 40,553 syringes were exchanged with 1,257 client interactions and 82 of those being new clients. We were also able to distribute 929 naloxone kits with 130 reported reversals from our clients.

This year we have been able to have on-site Ohio Health who provides Medication Assisted Treatment and counseling services to those who are interested along with opening this service to others within our community and not limited to our SSP clients.

# ENVIRONMENTAL HEALTH

## 2024 Solid Waste/Nuisances

<u>Political Subdivision</u>	<u>Number of Complaints</u>	<u>Number of Inspections</u>	<u>Referred for Prosecution</u>
Big Island	4	5	0
Bowling Green	0	0	0
Caledonia Village	2	3	0
Claridon Twp	0	0	0
Grand Prairie Twp	3	3	0
Grand Twp	0	0	0
Green Camp Twp	2	3	0
Green Camp Village	0	0	0
LaRue Village	2	3	0
Marion City	146	238	25
Marion Twp	14	30	4
Montgomery Twp	0	0	0
Morral Village	2	3	0
New Bloomington Village	0	0	0
Pleasant Twp	6	10	2
Prospect Twp	1	2	0
Prospect Village	0	0	0
Richland Twp	1	1	0
Salt Rock Twp	2	3	0
Scott Twp	1	1	0
Tully Twp	1	1	0
Waldo Twp	0	0	0
Waldo Village	0	0	0
	<u>Number of Complaints</u>	<u>Number of Inspections</u>	<u>Referred for Prosecution</u>
<u>TOTAL</u>	<u>187</u>	<u>306</u>	<u>31</u>

# ENVIRONMENTAL HEALTH

## 2024 Activity by Political Subdivision in Hours\*

Political Subdivision	Gen Fund	Camps	PWS	S/W	Food	Pools	HSTS	Body Art	Total Hours
Big Island	4	8	4.75	5	3	10	8.5	0	43.25
Bowling Green	0	0	2.5	0	0	0	11.25	0	13.75
Caledonia Village	11	0	0	4	12	0	0	0	27
Claridon Twp	3	7	0	5	25.25	0	15.75	0	56
Grand Prairie Twp	4	0	6.25	2.5	9.5	0	5.75	0	28
Grand Twp	0	0	3.5	0	0	0	14.25	0	17.75
Green Camp Twp	1	0	3	2.75	6	0	1.5	0	14.25
Green Camp Village	0	0	1.5	1	1.5	0	2.75	0	6.75
LaRue Village	0	0	0	1.5	6.75	0	0	0	8.25
Marion City	299.25	0	0	345.5	491.5	41	5	17.5	1199.75
Marion Twp	36	0	12.5	77	338	56	7.25	0	526.75
Montgomery Twp	0	0	10	8	8	0	20.25	0	46.25
Morrall Village	0	0	0	2.5	5	0	0	0	7.5
New Bloomington Village	2	0	0	2	9	0	4	0	17
Pleasant Twp	11.5	0	17	10.75	19.5	9.5	31	0	99.25
Prospect Twp	0.5	0	3.5	1.75	8	4	6.75	0	24.5
Prospect Village	0	0	0	1	1	2	0	0	4
Richland Twp	0	0	2	2	3	0	27.5	0	34.5
Salt Rock Twp	0	0	2	0	0	0	4.5	0	6.5
Scott Twp	0	0	1.5	1	0	0	8	0	10.5
Tully Twp	0	0	1.5	1	4.75	0	12.7	0	19.95
Waldo Twp	0	0	12.25	0.5	21	5	6.5	0	45.25
Waldo Village	1.5	0	18.5	0	4.25	0	0	0	24.25

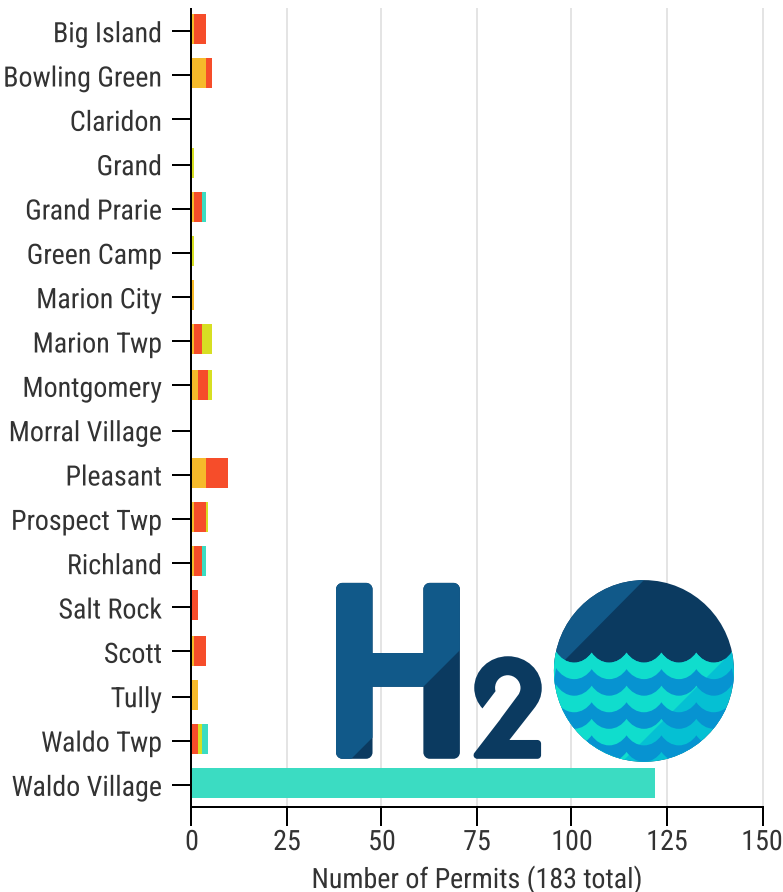
\*1/1/2024 - 12/31/2024 Does not reflect a full licensing year for some programs

# ENVIRONMENTAL HEALTH

## 2024 Licensed Food Facilities

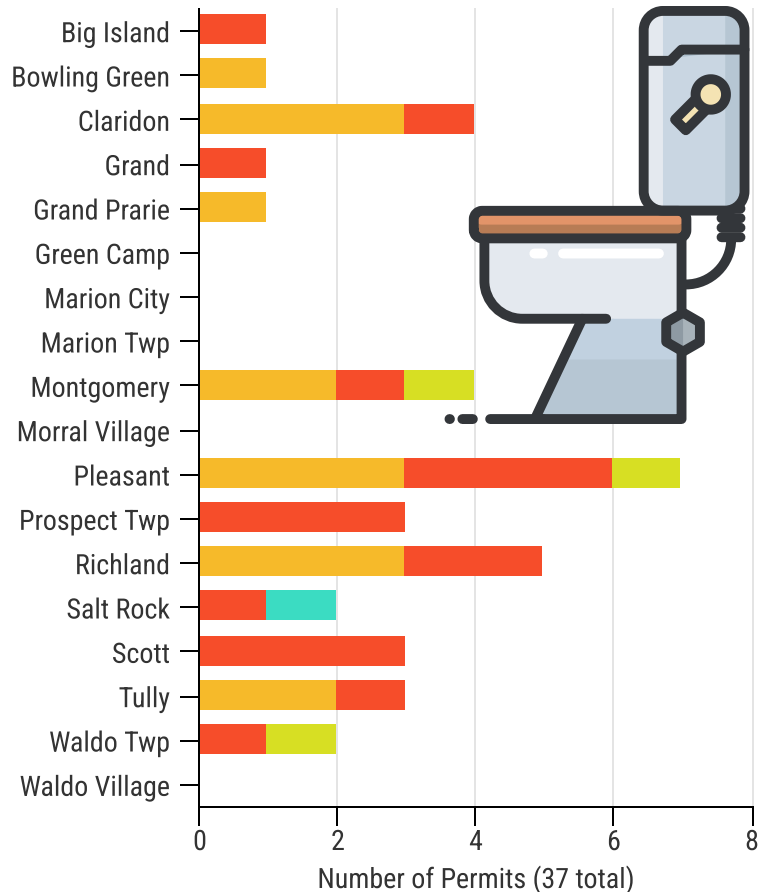


### 2024 Private Water System Permits



● New ● Replace ● Alteration ● Sealing

### 2024 Household Septic Permits



● New ● Replace ● Alteration ● Abandonment

# WOMEN, INFANTS & CHILDREN

WIC saves lives and improves the health of nutritionally at-risk women, infants, and children. \$1 invested in WIC saves about \$2.48 in medical, educational, and productivity costs.



1,487

average number of residents served



61%

of women start breastfeeding.



\$1.4 Million

foods redeemed from Marion vendors



Through our continued partnership with Center Street Community Health Center, we hosted four WIC Dentist Days and connected 51 WIC children out of 121 scheduled, for preventative dental exams. Eleven of those children were referred for further dental work.



Through our continued partnership with Marion City Schools Literacy Success Team and the Marion Public Library, Head Start, and several other organizations we helped enroll **70%** of the Marion County infants and children into the Imagination Library!



WIC Staff conducted 701 mental health screenings in 2024 using the Edinburgh Postnatal Depression Scale (EPDS). This screening has ten questions asking how they have been feeling the past 7 days. **19%** (136) women screened 10 or higher indicating they could be suffering from a depressive illness of varying severity. Women with postpartum depression do not need to feel alone. This is an increase from last year which was 11% (91). Many of our moms are receiving help but if they are not we try to connect them to a mental health provider.



In 2024, we screened 88 children for lead exposure using the LeadCare II machine. Twenty children tested positive for lead and were referred to their primary doctor for further testing. Lead testing in the WIC clinic is voluntary, parents can decline testing.



Our WIC Farmers Market Program issued \$3,840 worth of coupons this year. \$1,340 was redeemed for a 35% redemption rate. Our WIC Farmers included Lawrence Orchards, Downtown Marion Farmers Market, Caledonia Farmers Market, and Country Roads Farms. We appreciate them partnering with us.

# WOMEN, INFANTS & CHILDREN



## Breastfeeding Awareness Celebration at the SPA!

In honor of Breastfeeding Awareness Month, we partnered with Tri-Rivers Cosmetology students to offer our moms a special spa day. Many moms received haircuts, facials, and massages and shared stories about their families. Thanks to the Tri-rivers students who made it a very special day. For moms who could not come, they received gift certificates to use throughout the year.

Join us for Marion County's **Community Baby Shower**

Come WIN baby items and learn about support services for new families!

**Marion Residents Only, pregnant women and children under the age of 1 year are welcome.**

Marion Nazarene Church  
233 W. Church Street  
Marion, OH 43302

Saturday  
April 27th, 2024  
11am-1pm

Department of Children and Youth  
Help Me Grow

Department of Health  
Women, Infants, and Children Program (WIC)

This institution is an equal opportunity provider.



Thank you to Help Me Grow for working with us to host such a great event in 2024. Our Marion County Community Baby Shower helped connect families to important services. We had 19 vendors, and 70+ people in attendance. It was a family affair with 36 women bringing family members and their children. Everyone left with a raffle item, diapers, wipes, baby crocs, and LEAD educational books. Many families were already enrolled in WIC but not Help Me Grow so we were able to share that information with the families. The majority of the families heard about the event on social media. More photos of these events are on our Marion Public Health WIC Division Facebook Page. Our next baby shower is scheduled for April 22nd, 2025 at Emanuel Lutheran from 4-6.



# COMMUNITY HEALTH DIVISION

## Harm Reduction

Year	Total Naloxone Distribution	Total Non-Fatal Overdoses	Total Fatal Overdoses	% of Overdoses where Naloxone was admin
2020	227	-	32	-
2021	812	-	24	-
2022	1659	200	36	69.7%
2023	1189	169	27	52.5%
2024	2075	83	18	60.4%

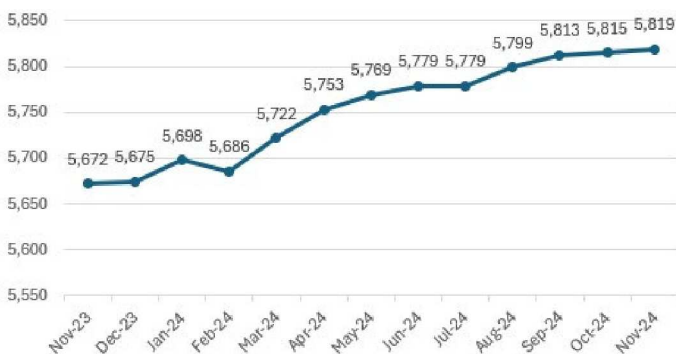
IH program staff provides overdose education and distributes naloxone kits through the local health department, the syringe service program, community-based secondary distribution partners, and through dedicated street outreach + setting up pop-ups at community access points e.g. food pantries, community centers, faith-based organizations as well as at schools/universities, treatment/recovery centers, and pro-social events throughout Marion County. This project can also provide naloxone to any public safety/first responder entity. Social determinants of health impact area residents and at-risk populations, including those living in high CDC Socially Vulnerable Index (SVI) Census Tracts. Two of these census tracts, Census Tracts 2 and 9, rest in the county seat and both have a SVI score greater than 0.75. IH program staff uses data from CDC/ATSDR SVI, State of Ohio Integrated Behavioral Health Dashboard, and State of Ohio Community Wellbeing: Social Determinants of Health to identify areas and populations most impacted. Using this data-informed approach we are able to concentrate efforts to those areas most disproportionately impacted to provide naloxone administration trainings, hold community discussions, plan and participate in various events, and supply businesses and organizations with naloxone for emergency-use.

## Communication/ Social Media

This past year, MPH established a Communication and Social Media workgroup. The goal of this team is to raise awareness of public health services, increase resident engagement and improve health literacy and outcomes of all that call Marion home. This workgroup is being lead by Michelle Lang, but consists of staff representing all departments within the agency. The committee has prioritized health information based on local health department priorities, community needs, as well as state and national priorities. An initial goal was to increase Facebook presence to 2-3 times per week.

Since the team has started convening, we have doubled our average posts per month, increased our audience reach and amount of shares. The committee will continue to monitor data analytics to track engagement efforts and identify continuous improvement opportunities.

Facebook Page Followers



## Preparedness



MPH's integrated preparedness plan (IPP) defines how we identify, develop, and implement key public health emergency preparedness and response training/exercise activities to better prepare Marion County for a public health threat or emergency

**Core Priorities:** Community Resilience, Surge Management, Countermeasures & Mitigation, Incident Management, Information Management, and Bio-surveillance.

*These priorities are all linked to corresponding PHEP Capabilities, strategic plans, threat assessments, and corrective actions from previous incidents, events, drills, and exercises.*

PHEP facilitated &/or participated in these activities in 2024:

- Medical Countermeasures (MCM) Full Scale Exercise (FSE)
- MCMs for a More Prepared Ohio workshop
- Chemical Surge Tabletop Exercise (TTX)
- ESRI Emergency Management Operations GIS training
- Active Aggressor training
- Communications drills



# COMMUNITY HEALTH DIVISION

## Leveraged Funding

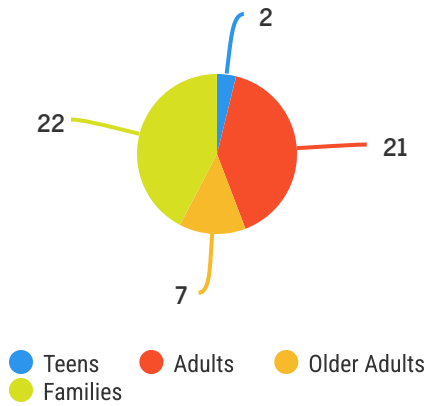
The Community Health Division was able to successfully leverage **\$422,697.84** from community partners and organizations for physical activity, healthy eating, senior services, blood pressure hubs, and more.



## Community Outreach

52 events throughout 2024  
2,888 residents attended

### Targeted Audience by Event



## Senior Services

### Senior Task Force / Senior Summit

The Mayor's Senior Task Force has been created to identify the needs of the growing senior and elderly population in Marion County. Marion Public Health has been a founding member of this steering committee. In August 2024, a Senior Summit brought together over 90 community partners, organizations, and senior representatives to identify what action steps need to be taken to provide support and solutions for the challenges seniors face.



### Senior Digital Literacy

Through funding provided by the Marion County Council on Aging, Amazon Echo devices were distributed to residents at Seton Square. CHD staff assisted with setup and demonstrations on how to use the devices. Additionally, a monthly "Tech Time with Cory" session has been implemented with the Marion Senior Center to assist with any technology needs seniors may have.

### Senior Health Education

In 2024, monthly health education programming was provided to some of our senior-living facilities including Seton Square, Brownstone Terrace, and Marion Towers. The primary goal was to provide older adults with knowledge and strategies to maintain a healthy lifestyle while addressing common age related health concerns like physical activity, fall prevention, diabetes, heart health, mental health, and arthritis. The benefits of senior health education include increased health literacy, improved self-management of chronic diseases, enhanced quality of life and independence, and empowered decision making regarding health choices. An additional goal of this programming was to increase social connections and reduce the risk of isolation in seniors. On average we have seen a steady increase in participation and hope to increase engagement with our seniors in 2025!

### Senior Produce Distribution

Once a month, in collaboration with the Marion County Council on Aging and the Center Street Market, free fresh produce is distributed to all four of Marion's subsidized housing facilities. On average, over 140 seniors facing food insecurity are assisted. Nearly half of residents indicated that the amount of produce they eat in a typical day has increased since distributions began.



## CHC Potential Reach

Creating Healthy Communities utilizes a systematic approach to identify a defined geographic area (i.e. school, park, food retailer, etc.) and compares the number of residents, patrons, etc. that can potentially benefit from improved access from healthy eating and active living projects.

In 2024, the estimated potential reach includes:

- Bike / Pedestrian Infrastructure - 803 residents
- New / Repaired Parks and Playgrounds - 2,888 residents
- Mobile Senior Produce Distribution - 385 residents
- Total - 4,076 residents