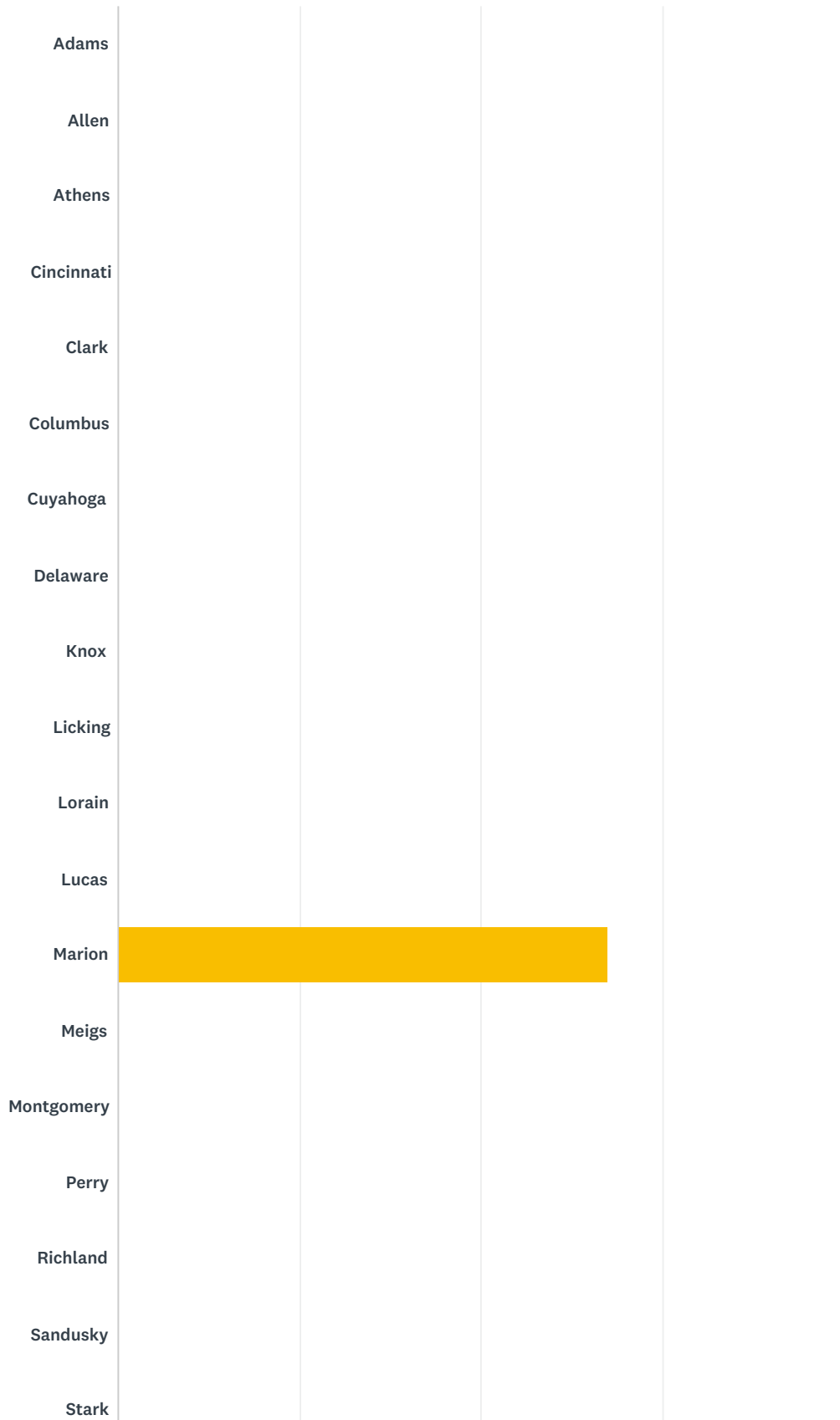
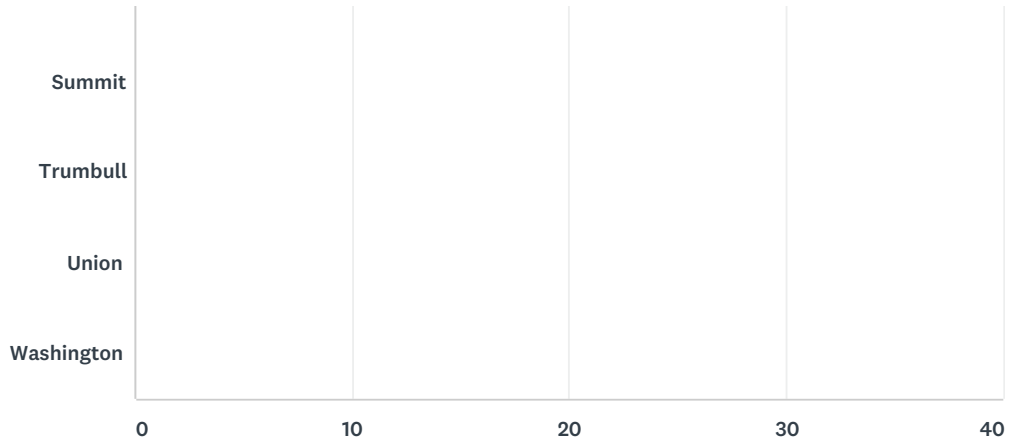


# Q1 Please select your city/county from the drop down menu.

Answered: 27 Skipped: 0

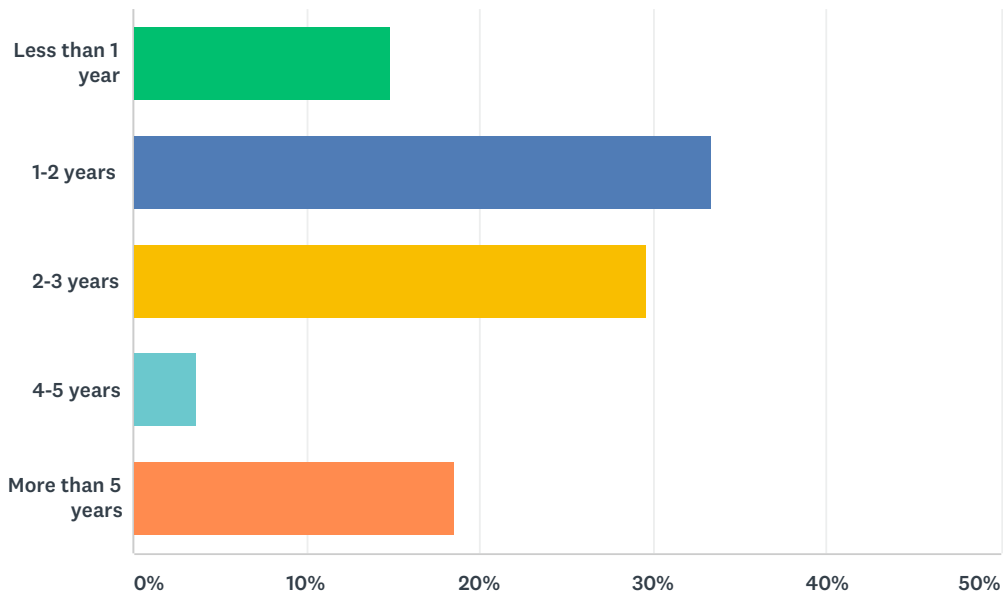




ANSWER CHOICES	RESPONSES	
Adams	0.00%	0
Allen	0.00%	0
Athens	0.00%	0
Cincinnati	0.00%	0
Clark	0.00%	0
Columbus	0.00%	0
Cuyahoga	0.00%	0
Delaware	0.00%	0
Knox	0.00%	0
Licking	0.00%	0
Lorain	0.00%	0
Lucas	0.00%	0
Marion	100.00%	27
Meigs	0.00%	0
Montgomery	0.00%	0
Perry	0.00%	0
Richland	0.00%	0
Sandusky	0.00%	0
Stark	0.00%	0
Summit	0.00%	0
Trumbull	0.00%	0
Union	0.00%	0
Washington	0.00%	0
<b>TOTAL</b>		<b>27</b>

## Q2 How long have you been a member of the CHC coalition or a collaborating coalition that includes CHC work?

Answered: 27 Skipped: 0



ANSWER CHOICES	RESPONSES	
Less than 1 year	14.81%	4
1-2 years	33.33%	9
2-3 years	29.63%	8
4-5 years	3.70%	1
More than 5 years	18.52%	5
<b>TOTAL</b>		<b>27</b>

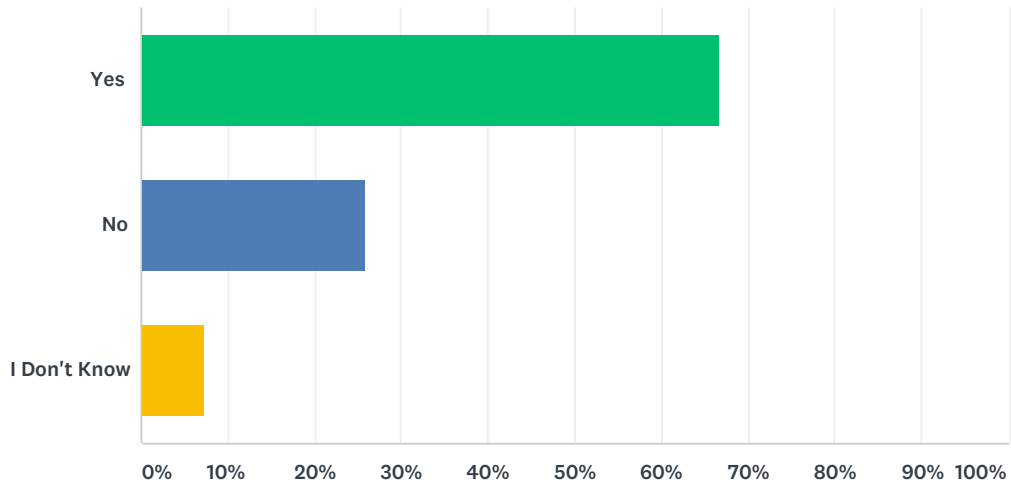
**Q3 If you are a member of a coalition that collaborates with CHC please indicate the name of the coalition and the manner of collaboration.**

Answered: 10 Skipped: 17

#	RESPONSES	DATE
1	MarionCBDD	11/2/2018 7:10 AM
2	Creating Healthy Communities	11/2/2018 6:41 AM
3	Built environment member	11/1/2018 10:06 PM
4	Marion Matters Inc.	10/29/2018 9:38 AM
5	CMM Mobility Management	10/29/2018 6:14 AM
6	United Way of Marion County	10/28/2018 11:34 AM
7	New Bloomington Village	10/26/2018 8:32 AM
8	CHC Marion, OH	10/25/2018 2:09 PM
9	Marion PHC	10/10/2018 6:29 AM
10	Healthy eating	10/9/2018 2:15 PM

### Q4 Do you live in one of the priority communities in which CHC works?

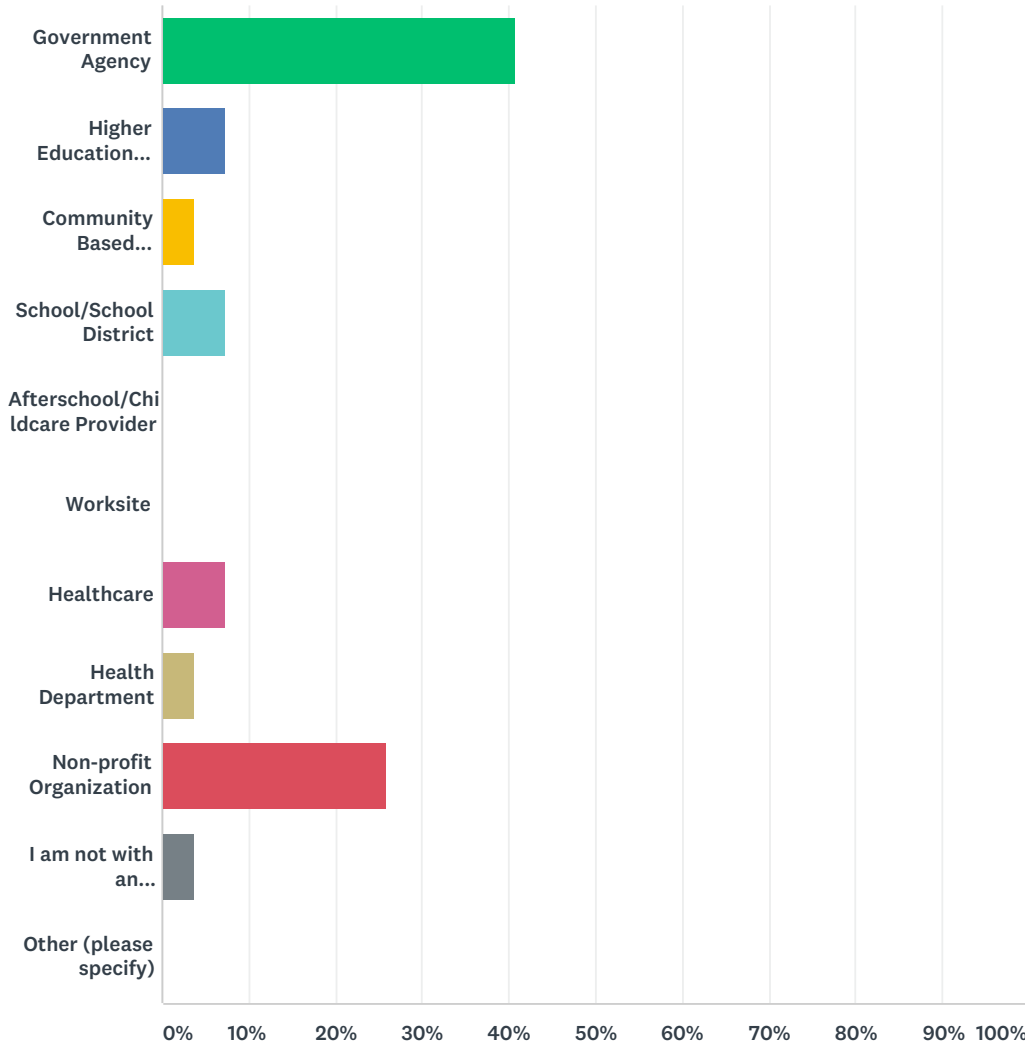
Answered: 27 Skipped: 0



ANSWER CHOICES	RESPONSES	
Yes	66.67%	18
No	25.93%	7
I Don't Know	7.41%	2
<b>TOTAL</b>		<b>27</b>

### Q5 What type of organization do you represent?

Answered: 27 Skipped: 0



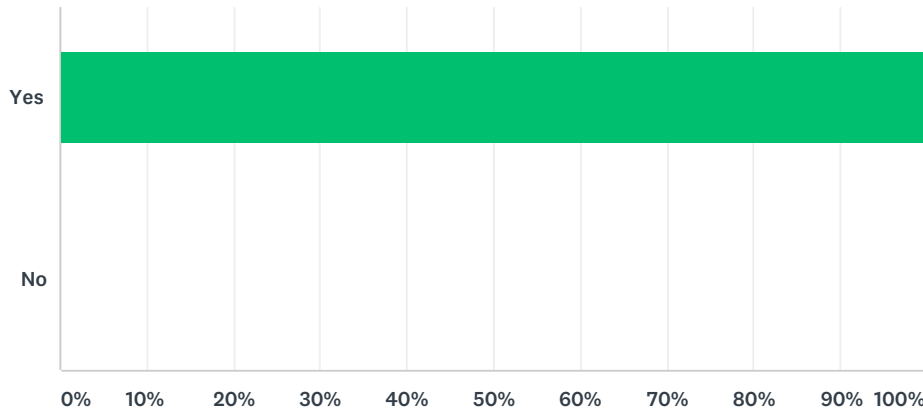
ANSWER CHOICES	RESPONSES	
Government Agency	40.74%	11
Higher Education Institution/University	7.41%	2
Community Based Organization/Civic Organization	3.70%	1
School/School District	7.41%	2
Afterschool/Childcare Provider	0.00%	0
Worksite	0.00%	0
Healthcare	7.41%	2
Health Department	3.70%	1
Non-profit Organization	25.93%	7
I am not with an organization, I am a resident of the community	3.70%	1

Other (please specify)	0.00%	0
<b>TOTAL</b>		<b>27</b>

#	OTHER (PLEASE SPECIFY)	DATE
	There are no responses.	

## Q6 Leadership and Management of the Coalition is effective, determined and on-task

Answered: 24 Skipped: 3

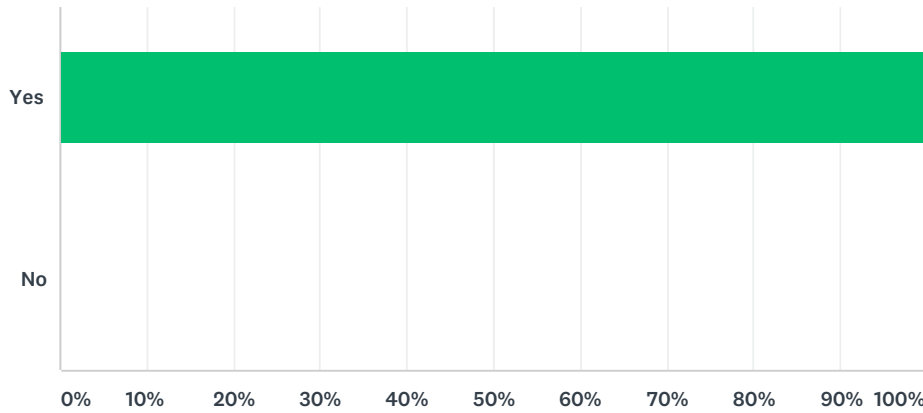


ANSWER CHOICES	RESPONSES	
Yes	100.00%	24
No	0.00%	0
TOTAL		24



### Q7 The CHC Coordinator encourages all members to participate during coalition meetings.

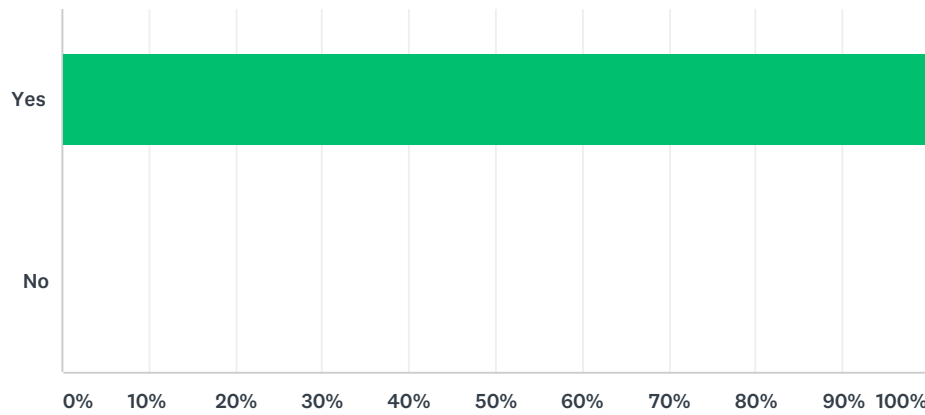
Answered: 24 Skipped: 3



ANSWER CHOICES	RESPONSES	
Yes	100.00%	24
No	0.00%	0
TOTAL		24

### Q8 The CHC Coordinator encourages communication among coalition members outside of coalition meetings

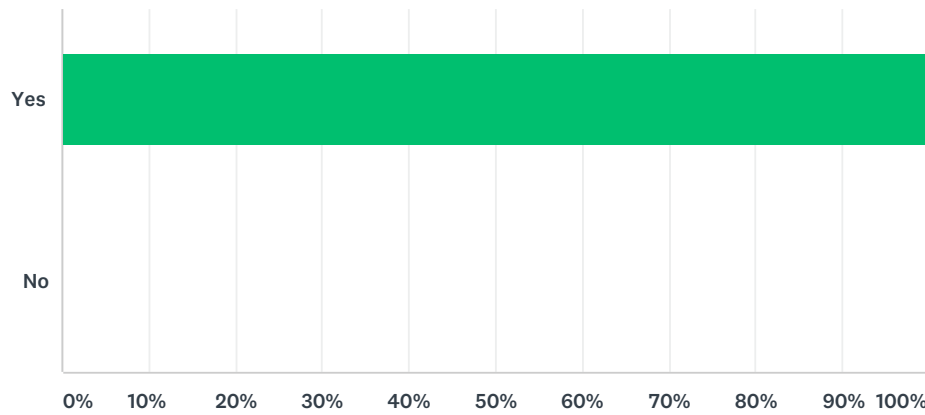
Answered: 24 Skipped: 3



ANSWER CHOICES	RESPONSES	
Yes	100.00%	24
No	0.00%	0
TOTAL		24

### Q9 There is opportunity for coalition members to take leadership roles in coalition activities?

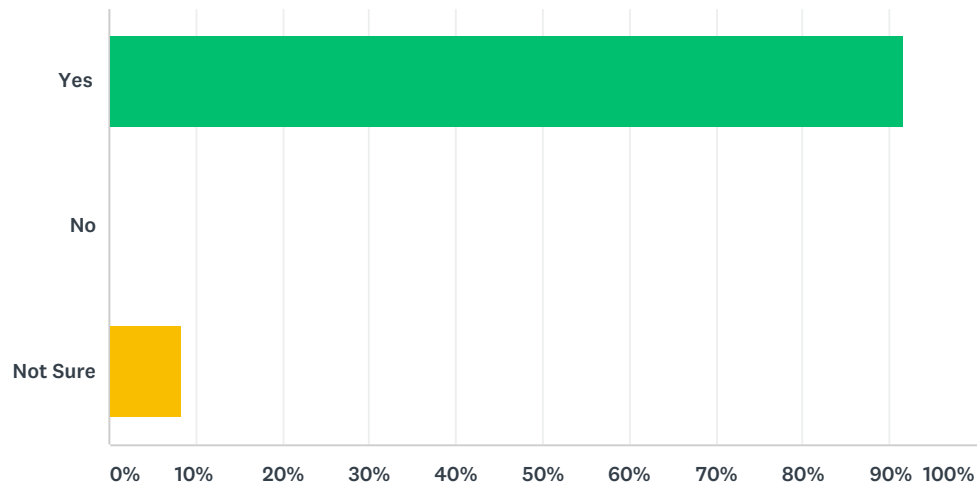
Answered: 23 Skipped: 4



ANSWER CHOICES	RESPONSES	
Yes	100.00%	23
No	0.00%	0
TOTAL		23

### Q10 Are organizations representing people with disabilities on your communities' CHC coalition?

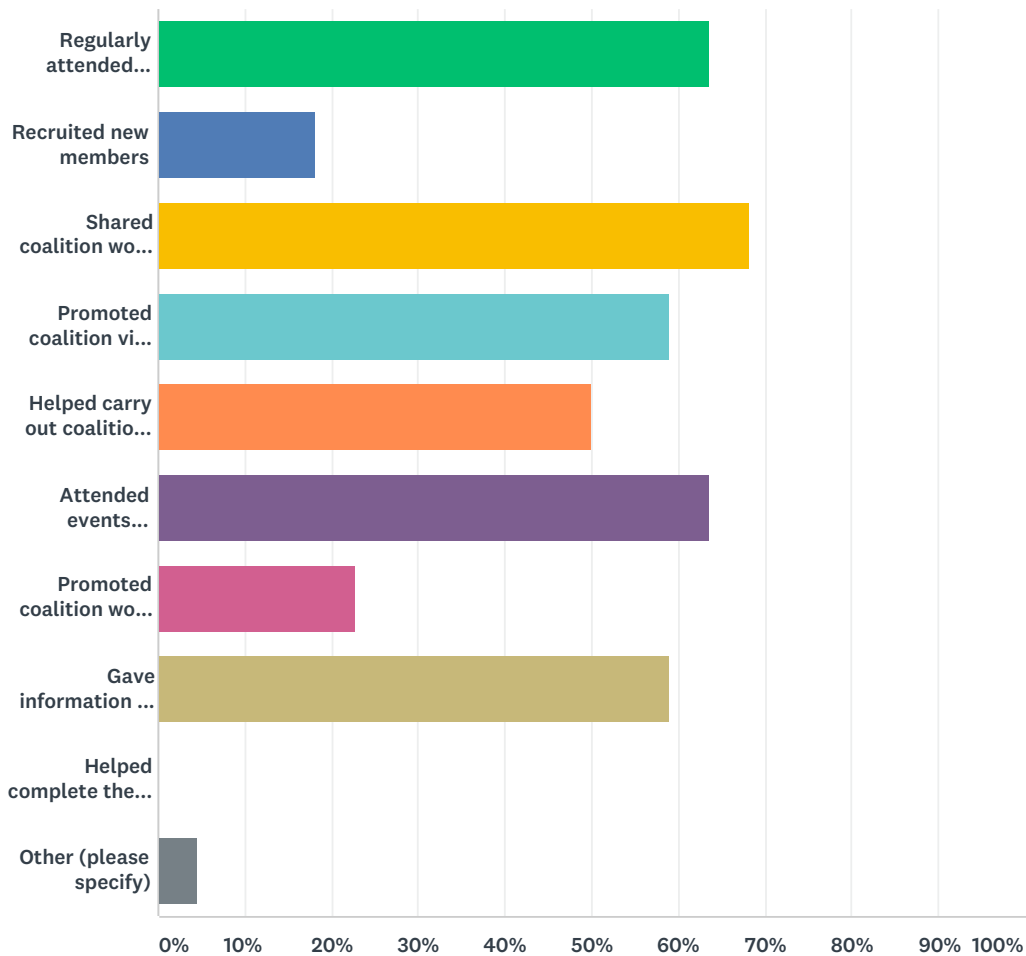
Answered: 24 Skipped: 3



ANSWER CHOICES	RESPONSES	
Yes	91.67%	22
No	0.00%	0
Not Sure	8.33%	2
<b>TOTAL</b>		<b>24</b>

### Q11 Please check all activities that you have done for/with the CHC coalition in the past year:

Answered: 22 Skipped: 5



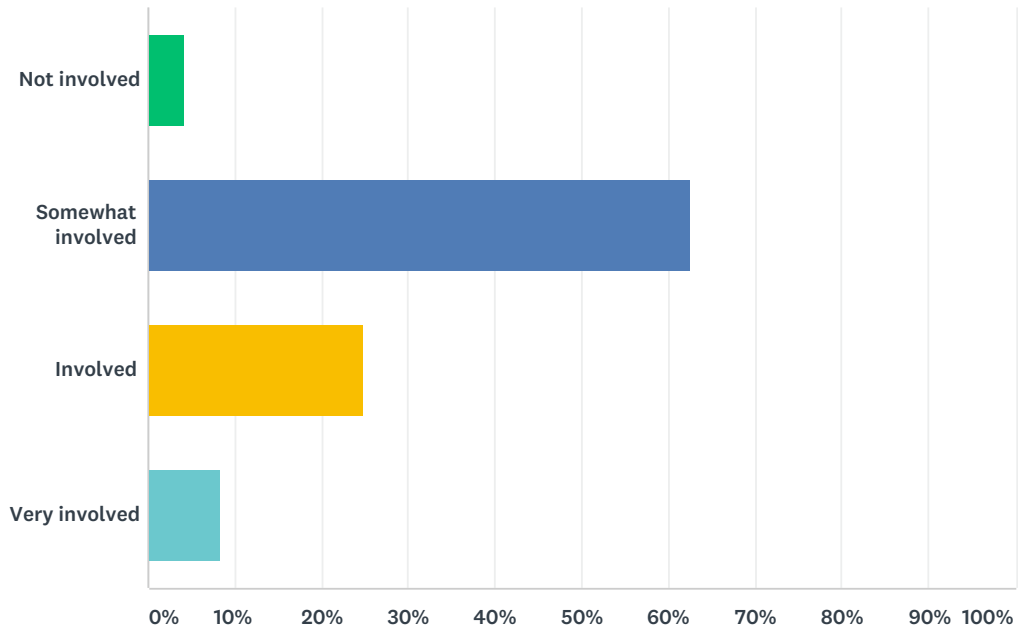
ANSWER CHOICES	RESPONSES	
Regularly attended coalition meetings	63.64%	14
Recruited new members	18.18%	4
Shared coalition work outside the coalition	68.18%	15
Promoted coalition views on key issues	59.09%	13
Helped carry out coalition plans or activities	50.00%	11
Attended events sponsored by the coalition	63.64%	14
Promoted coalition work in the media (such as newspapers, radio, etc.)	22.73%	5
Gave information and knowledge to the coalition	59.09%	13
Helped complete the CHANGE Tool	0.00%	0
Other (please specify)	4.55%	1

Total Respondents: 22

#	OTHER (PLEASE SPECIFY)	DATE
1	Mobile Pantry	11/2/2018 7:12 AM

## Q12 Rate your level of involvement in the CHC coalition.

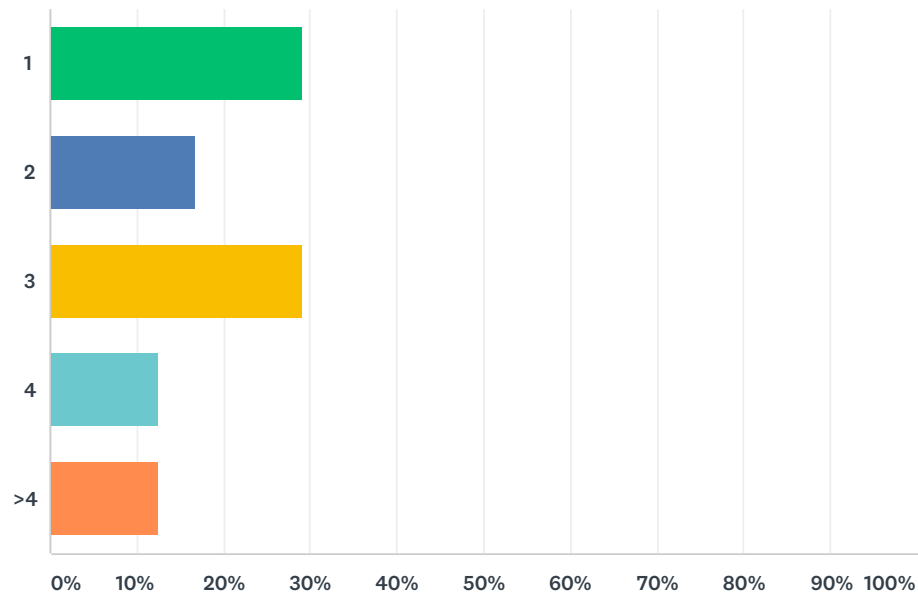
Answered: 24 Skipped: 3



ANSWER CHOICES	RESPONSES	
Not involved	4.17%	1
Somewhat involved	62.50%	15
Involved	25.00%	6
Very involved	8.33%	2
TOTAL		24

### Q13 Approximately how many coalition meetings with CHC present have you attended this year?

Answered: 24 Skipped: 3

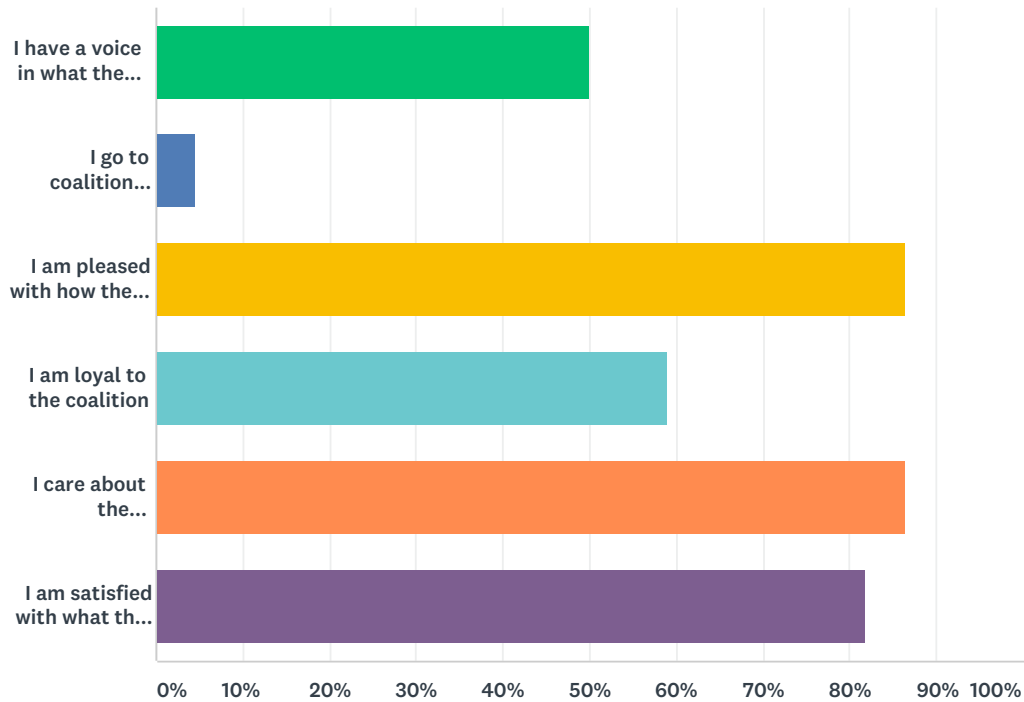


ANSWER CHOICES	RESPONSES	
1	29.17%	7
2	16.67%	4
3	29.17%	7
4	12.50%	3
>4	12.50%	3
TOTAL		24



**Q14 The following statements refer to your satisfaction about participation in the coalition. Please check if you agree or leave blank if you disagree. (Check all that apply).**

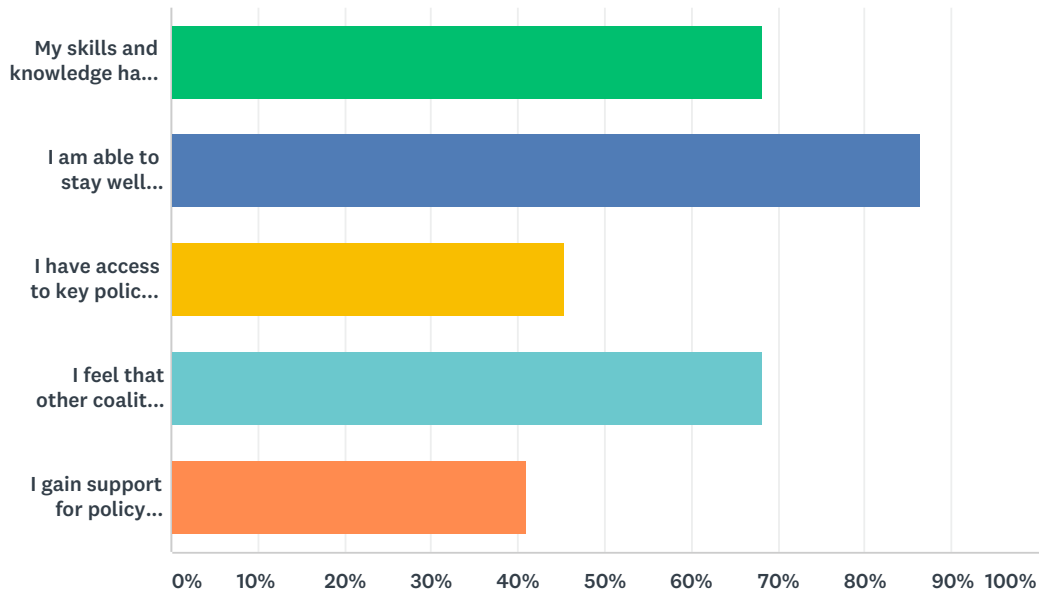
Answered: 22 Skipped: 5



ANSWER CHOICES	RESPONSES	
I have a voice in what the coalition decides	50.00%	11
I go to coalition meetings only because it is part of my job	4.55%	1
I am pleased with how the coalition operates	86.36%	19
I am loyal to the coalition	59.09%	13
I care about the accomplishments of the coalition	86.36%	19
I am satisfied with what the coalition has accomplished to date	81.82%	18
Total Respondents: 22		

**Q15 The following statements refer to the potential benefits you receive from participation in the coalition. Please check if you agree or leave blank if you disagree. (Check all that apply).**

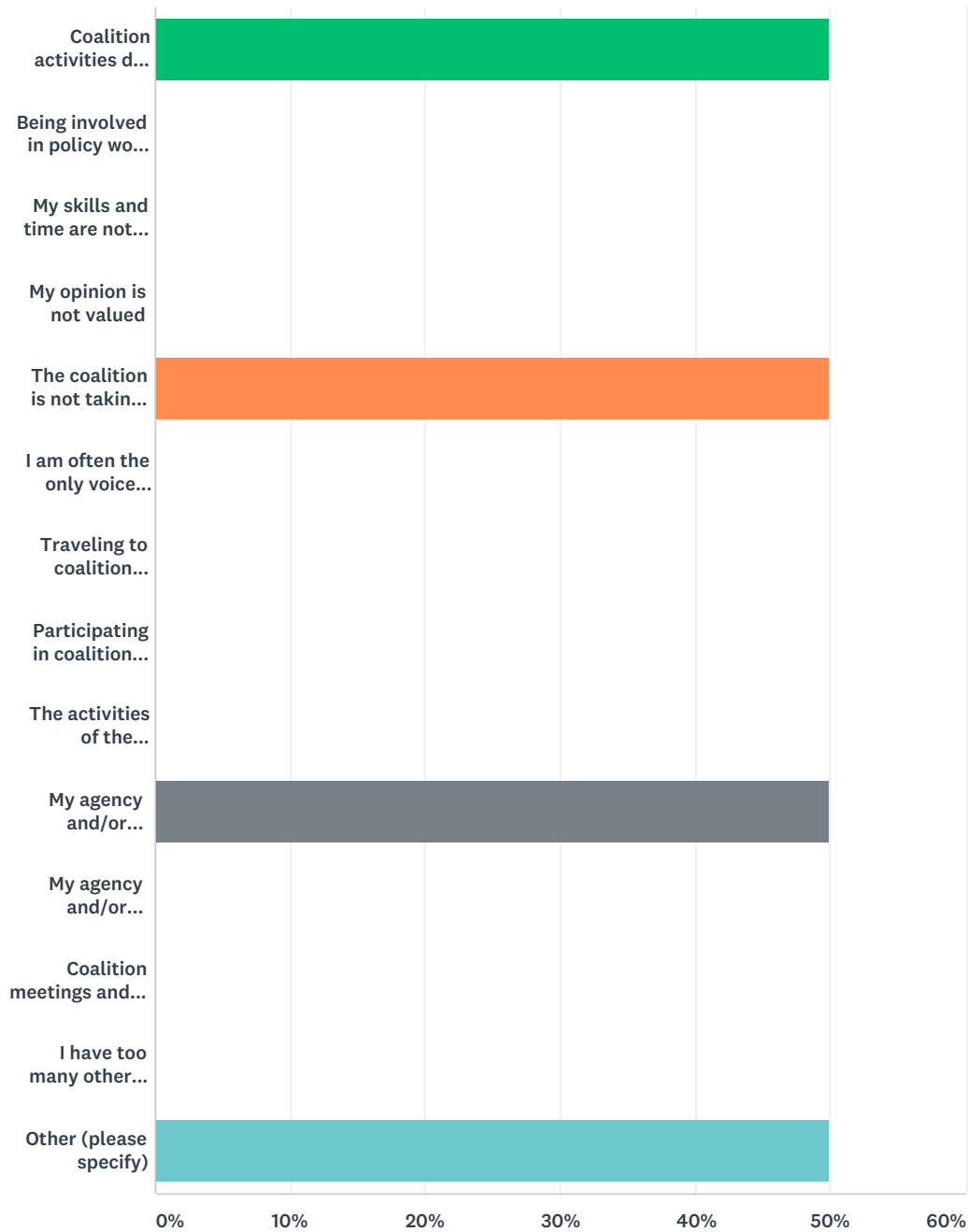
Answered: 22 Skipped: 5



ANSWER CHOICES	RESPONSES	
My skills and knowledge have increased	68.18%	15
I am able to stay well informed about community issues	86.36%	19
I have access to key policy makers	45.45%	10
I feel that other coalition members share my goals and concerns	68.18%	15
I gain support for policy issues I feel strongly about	40.91%	9
Total Respondents: 22		

**Q16 The following statements refer to potential barriers to participation in the coalition. Please check if you agree or leave blank if you disagree. (Check all that apply).**

Answered: 2 Skipped: 25



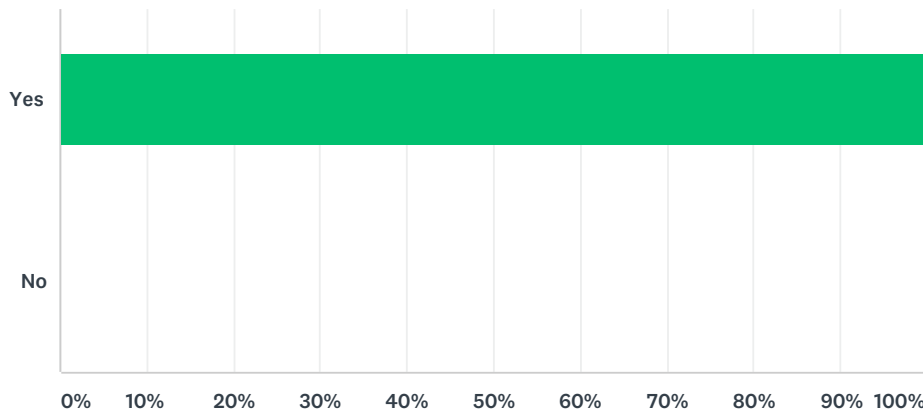
ANSWER CHOICES	RESPONSES	
Coalition activities do not affect my primary community	50.00%	1
Being involved in policy work is a problem	0.00%	0
My skills and time are not well-used	0.00%	0

My opinion is not valued	0.00%	0
The coalition is not taking meaningful actions	50.00%	1
I am often the only voice representing my viewpoint	0.00%	0
Traveling to coalition meetings costs too much	0.00%	0
Participating in coalition activities (not including travel) costs too much	0.00%	0
The activities of the coalition compete with the activities of my organization in the community	0.00%	0
My agency and/or supervisor does not allow me to travel	50.00%	1
My agency and/or supervisor does not support my involvement in the coalition	0.00%	0
Coalition meetings and activities are too much of a time commitment	0.00%	0
I have too many other coalition meetings to attend	0.00%	0
Other (please specify)	50.00%	1
Total Respondents: 2		

#	OTHER (PLEASE SPECIFY)	DATE
1	The CHC timeline for projects can feel unclear.	10/9/2018 2:21 PM

### Q17 From your own viewpoint, do the benefits of participation in the coalition outweigh the costs?

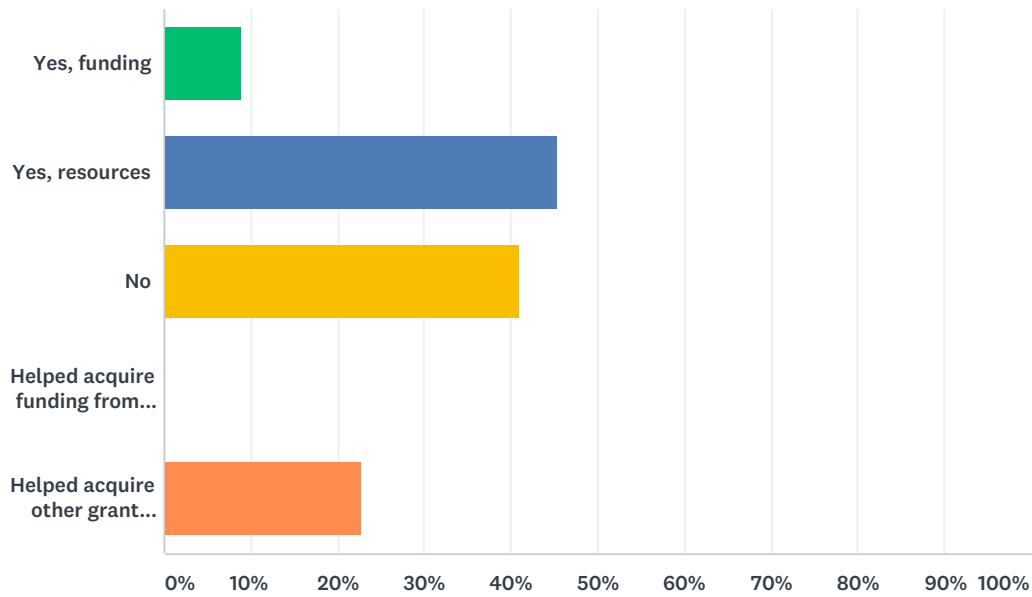
Answered: 21 Skipped: 6



ANSWER CHOICES	RESPONSES	
Yes	100.00%	21
No	0.00%	0
TOTAL		21

### Q18 Has your organization contributed funds or resources (building supplies, labor, meeting space) to CHC initiatives? (check all that apply)

Answered: 22 Skipped: 5

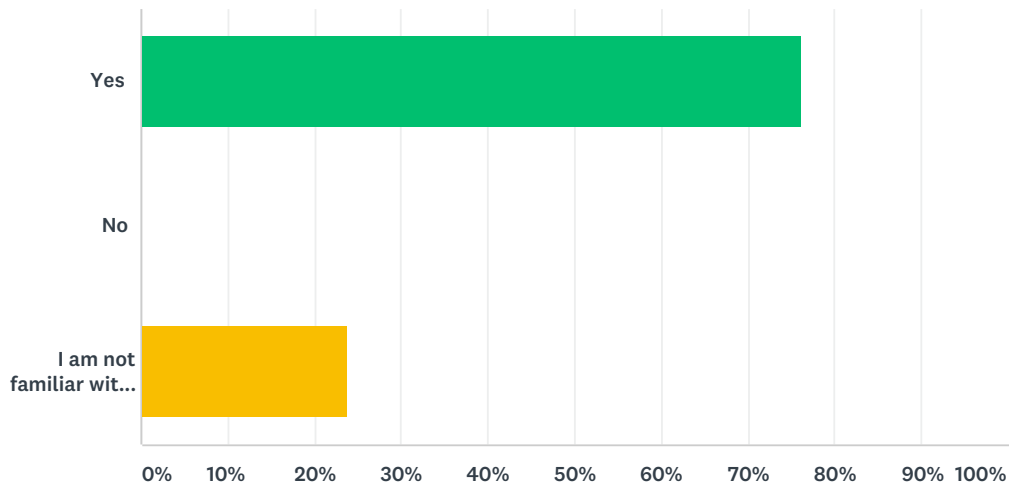


ANSWER CHOICES	RESPONSES
Yes, funding	9.09% 2
Yes, resources	45.45% 10
No	40.91% 9
Helped acquire funding from other organizations	0.00% 0
Helped acquire other grant funding	22.73% 5
Total Respondents: 22	

#	PLEASE SPECIFY FUNDING OR RESOURCES	DATE
1	Provided meals and meeting space	10/10/2018 1:14 PM
2	We have supplied money to support Farm to Instituion, volunteers for nutrition education at mobile produce markets, staffing to operate Produce Perks.	10/9/2018 2:24 PM
3	NACDD Disability Inclusion Grant Resources in staff time and expertise	10/9/2018 1:26 PM

### Q19 Has your involvement with the CHC Coalition increased your understanding of Policy Systems and Environmental Changes (PSE)?

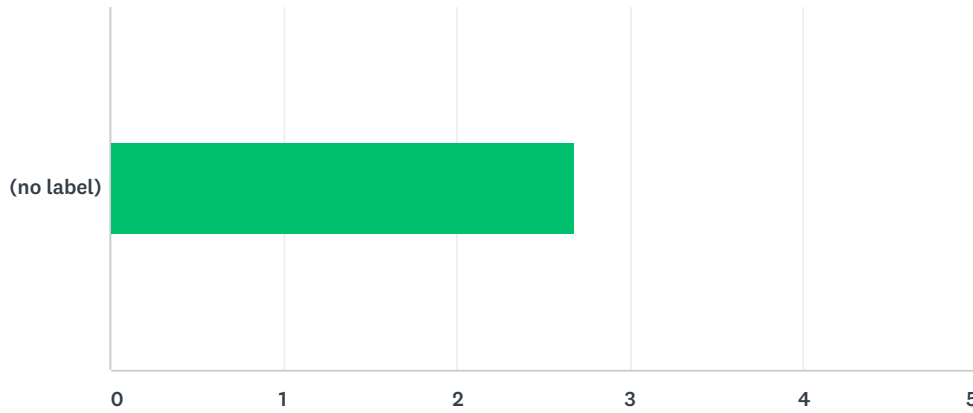
Answered: 21 Skipped: 6



ANSWER CHOICES	RESPONSES	
Yes	76.19%	16
No	0.00%	0
I am not familiar with Policy Systems and Environmental Changes	23.81%	5
<b>TOTAL</b>		<b>21</b>

## Q20 Rate your level of understanding of Policy System and Environmental Changes

Answered: 22 Skipped: 5

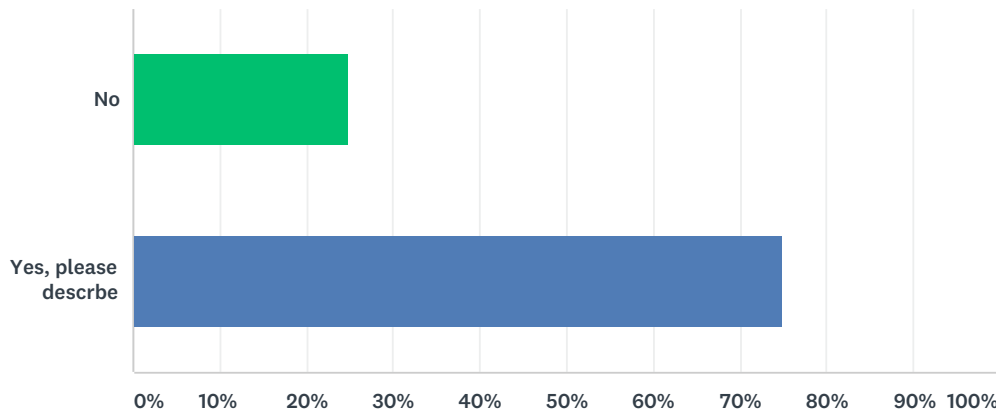


	NO KNOWLEDGE	SOME KNOWLEDGE	AVERAGE KNOWLEDGE	ABOVE AVERAGE KNOWLEDGE	EXPERT IN PSE	TOTAL	WEIGHTED AVERAGE
(no label)	18.18% 4	22.73% 5	36.36% 8	18.18% 4	4.55% 1	22	2.68



## Q21 Can you identify a policy initiated and/or implemented by the CHC coalition?

Answered: 20 Skipped: 7

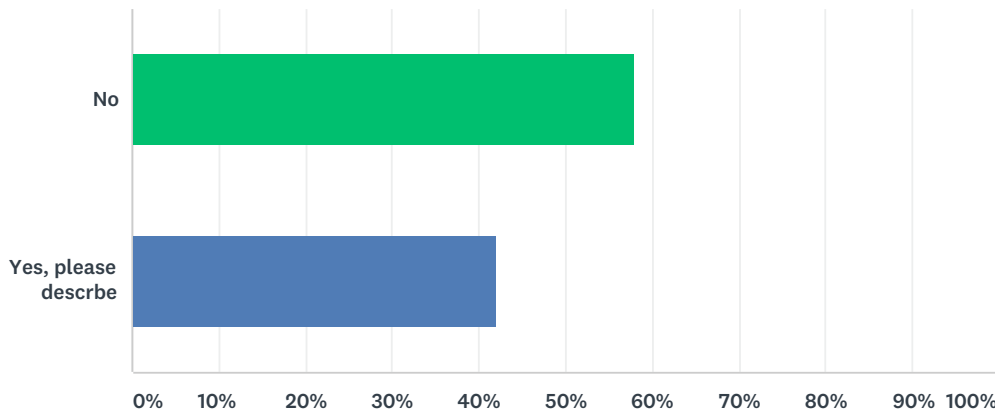


ANSWER CHOICES	RESPONSES
No	25.00% 5
Yes, please describe	75.00% 15
<b>TOTAL</b>	<b>20</b>

#	YES, PLEASE DESCRIBE	DATE
1	Complete Streets	11/2/2018 7:24 AM
2	inclusion of people with disabilities, food island initiative	11/2/2018 6:46 AM
3	Active Transportation	11/2/2018 5:51 AM
4	Complete streets	11/1/2018 10:12 PM
5	Community gardens	10/26/2018 8:36 AM
6	Health Food Access	10/25/2018 3:21 PM
7	accepting WIC and Snap at Farmers Market	10/25/2018 2:48 PM
8	Access, Biking, Healthy Communities	10/25/2018 2:16 PM
9	Increased	10/13/2018 11:18 AM
10	Working with community organizations to implement supportive breastfeeding policies	10/10/2018 1:36 PM
11	no smoking in area parks	10/10/2018 7:32 AM
12	Produce giveaways	10/9/2018 4:07 PM
13	Complete Streets	10/9/2018 2:25 PM
14	Bike Friendly Business Downtown and in the community	10/9/2018 1:52 PM
15	Further progress with "Complete Streets" policy	10/9/2018 1:38 PM

## Q22 Can you identify a systems change initiated and/or implemented by the CHC coalition?

Answered: 19 Skipped: 8

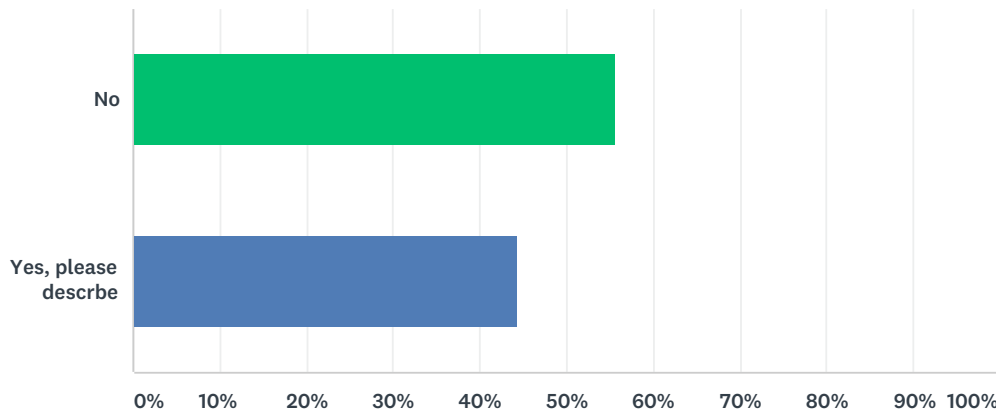


ANSWER CHOICES	RESPONSES
No	57.89% 11
Yes, please describe	42.11% 8
TOTAL	19

#	YES, PLEASE DESCRIBE	DATE
1	inclusion of physical activities for people with disabilities	11/2/2018 6:46 AM
2	partnership with DD for access to produce	10/25/2018 2:48 PM
3	access to food with farmers market and mobile pantry	10/13/2018 11:18 AM
4	Implementation of a nutrition incentive program at the downtown farmers market to increase access to healthy food options	10/10/2018 1:36 PM
5	Tobacco-free public spaces	10/9/2018 4:07 PM
6	Increased access for DD citizens	10/9/2018 2:29 PM
7	Farm to Instituion at MARCA	10/9/2018 2:25 PM
8	Nutrition incentive program at downtown farmers' market	10/9/2018 1:38 PM

## Q23 Can you identify an environmental change initiated and/or implemented by the CHC coalition?

Answered: 18 Skipped: 9

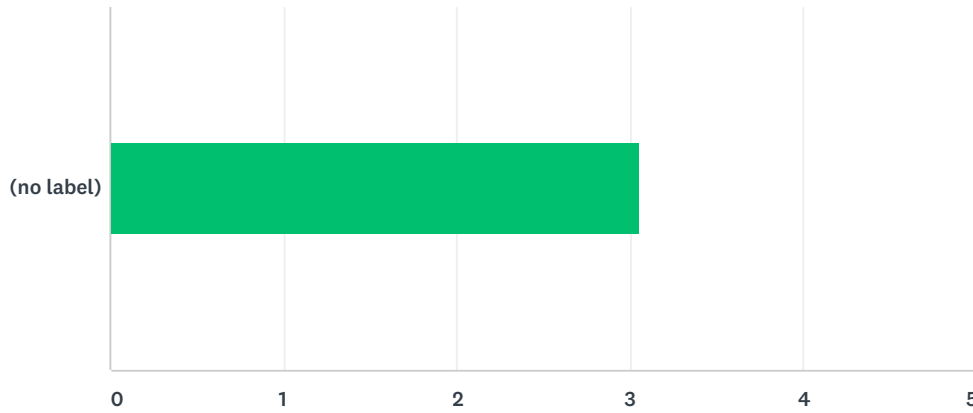


ANSWER CHOICES	RESPONSES
No	55.56% 10
Yes, please describe	44.44% 8
<b>TOTAL</b>	<b>18</b>

#	YES, PLEASE DESCRIBE	DATE
1	Gardens and disability inclusion	11/1/2018 10:12 PM
2	Community garden project and multi-use trail development	10/25/2018 5:55 PM
3	Work towards complete streets	10/25/2018 3:21 PM
4	park equipment, tall grass trail assistance	10/25/2018 2:48 PM
5	farmer's market	10/13/2018 11:18 AM
6	supporting infrastructure changes that allow for more side walks and bike paths and support of active transportation	10/10/2018 1:36 PM
7	Produce Perks	10/9/2018 2:25 PM
8	Built accessible garden beds	10/9/2018 1:38 PM

### Q24 Rate your level of understanding of how CHC initiatives can be inclusive of people with disabilities.

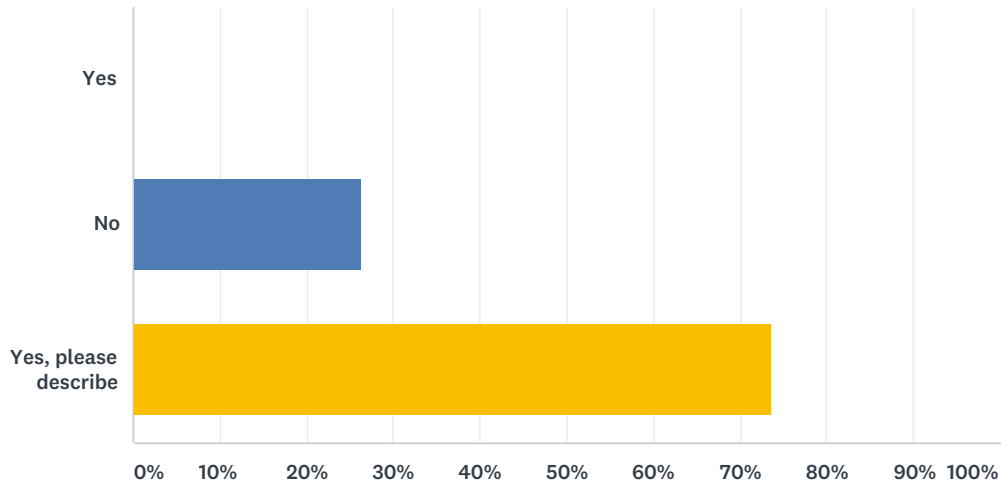
Answered: 20 Skipped: 7



	NO KNOWLEDGE	SOME KNOWLEDGE	AVERAGE KNOWLEDGE	ABOVE AVERAGE KNOWLEDGE	EXPERT	TOTAL	WEIGHTED AVERAGE
(no label)	0.00% 0	25.00% 5	45.00% 9	30.00% 6	0.00% 0	20	3.05

## Q25 Can you identify an initiative implemented by the CHC coalition that benefits people with disabilities?

Answered: 19 Skipped: 8

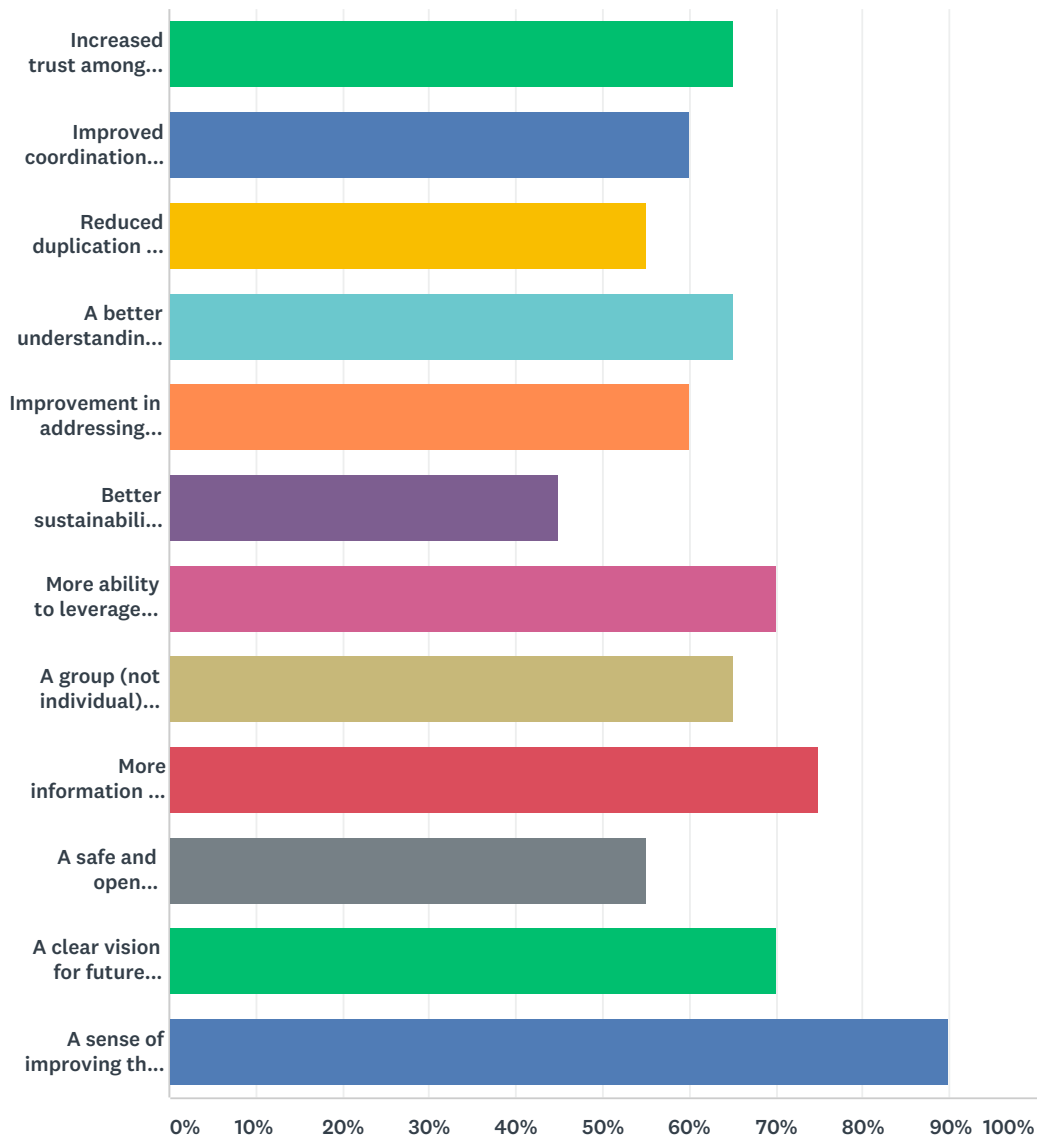


ANSWER CHOICES	RESPONSES	
Yes	0.00%	0
No	26.32%	5
Yes, please describe	73.68%	14
<b>TOTAL</b>		<b>19</b>

#	YES, PLEASE DESCRIBE	DATE
1	Mobile Produce Pantry	11/2/2018 7:15 AM
2	tall grass trails, curbs added around town,	11/2/2018 6:46 AM
3	Accessibility to community gardens	11/1/2018 10:12 PM
4	Talk grass trail activities	10/26/2018 8:36 AM
5	The projects mentioned in question 23. "Community garden project and multi-use trail development"	10/25/2018 5:55 PM
6	Helping plant gardens	10/25/2018 3:21 PM
7	assisting with accessible bikes	10/25/2018 2:48 PM
8	Mobile pantry	10/13/2018 11:18 AM
9	Collaboration of mobile produce market and the employment MCBDD folks to operate it	10/10/2018 1:36 PM
10	Persons from MCDD help with produce giveaways	10/9/2018 4:07 PM
11	Adapting bicycles	10/9/2018 2:29 PM
12	Mobile produce markets	10/9/2018 2:25 PM
13	MCBDD helps with Produce deliveries and packing	10/9/2018 1:52 PM
14	Farm to Institution	10/9/2018 1:38 PM

## Q26 As a result of working together on the CHC coalition, there is... (Check all that apply)

Answered: 20 Skipped: 7



ANSWER CHOICES	RESPONSES	
Increased trust among coalition members	65.00%	13
Improved coordination among coalition members	60.00%	12
Reduced duplication of effort or service	55.00%	11
A better understanding of each member's roles	65.00%	13
Improvement in addressing barriers to working together	60.00%	12
Better sustainability when project funds end	45.00%	9
More ability to leverage resources from other agencies (e.g, space, expertise, new members, volunteers or funds)	70.00%	14

A group (not individual) responsibility for project successes	65.00%	13
More information or resources shared among partnering agencies	75.00%	15
A safe and open environment where differences can be voiced	55.00%	11
A clear vision for future coalition plans	70.00%	14
A sense of improving the health of the community	90.00%	18
Total Respondents: 20		

## Q27 Please use the space below to provide additional information about your involvement in the CHC Coalition.

Answered: 4 Skipped: 23

#	RESPONSES	DATE
1	My knowledge and involvement is very limited, as I have just recently begun to get to know the coalition and opportunities in the Marion County area in my role as the Mobility Manager that covers this region. My responses are limited as such.	10/29/2018 6:20 AM
2	MPH and Erin Creeden do a great job with this coalition.	10/13/2018 11:21 AM
3	Lead healthy eating workgroup	10/9/2018 2:26 PM
4	I especially appreciate the "community exchange" that is allocated at each coalition meeting.	10/9/2018 1:41 PM



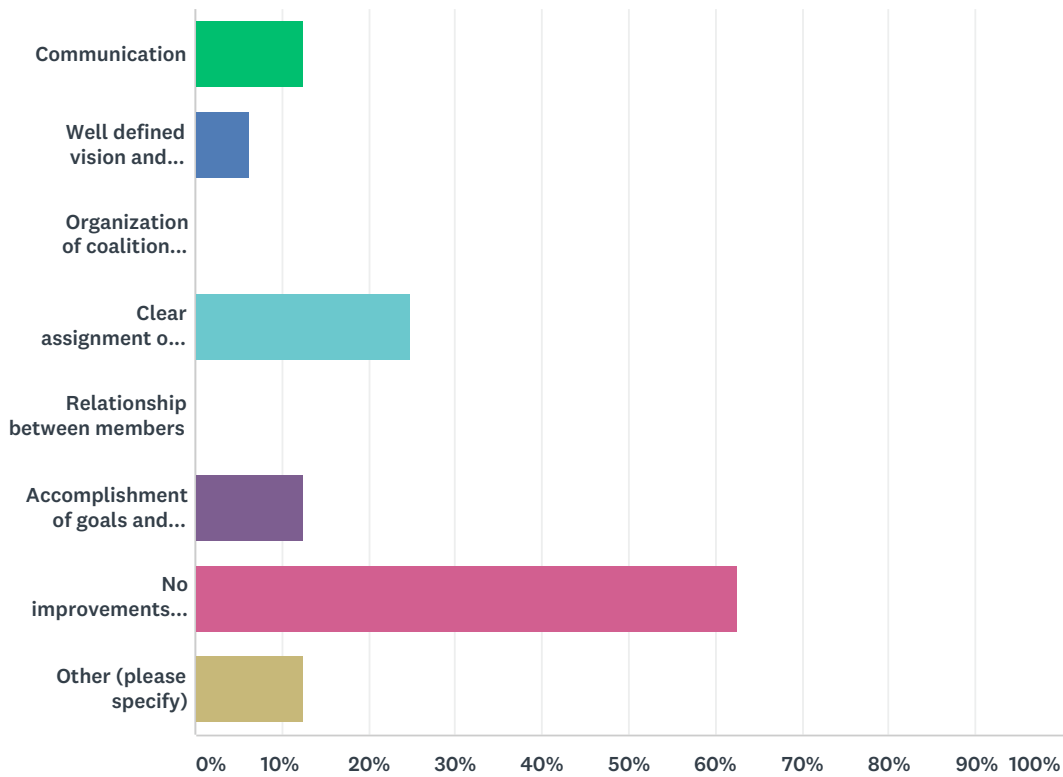
## Q28 How do you feel the coalition has impacted the community?

Answered: 9 Skipped: 18

#	RESPONSES	DATE
1	positive	11/2/2018 6:47 AM
2	Tangible results, major strides in a short time frame	11/2/2018 5:52 AM
3	Positively through multiple collaborations	11/1/2018 10:13 PM
4	They go a fantastic job of keeping small communities in the loop of all available resources	10/26/2018 8:37 AM
5	Positively	10/25/2018 3:22 PM
6	CHC has helped our community learn to work together.	10/13/2018 11:21 AM
7	Offered opprtunities for healthier lifestyles to community members, particularly underserved persons.	10/9/2018 4:08 PM
8	The community has prioritized PSE level changes	10/9/2018 2:26 PM
9	The Marion County community is very fortunate to have such a strong and involved CHC Coalition!	10/9/2018 1:41 PM

## Q29 Please check areas that you feel need to be improved with the coalition.

Answered: 16 Skipped: 11



ANSWER CHOICES	RESPONSES
Communication	12.50% 2
Well defined vision and goals	6.25% 1
Organization of coalition meetings	0.00% 0
Clear assignment of tasks	25.00% 4
Relationship between members	0.00% 0
Accomplishment of goals and objectives/tasks	12.50% 2
No improvements identified	62.50% 10
Other (please specify)	12.50% 2
Total Respondents: 16	

#	OTHER (PLEASE SPECIFY)	DATE
1	Much of the work is done by MPH. We need to encourage coalition member organizations to take great responsibility.	10/13/2018 11:22 AM
2	Well defined timeline for projects; involvement of people most effected by coalitions work	10/9/2018 2:28 PM